



Product Overview

www.hermle.de



01.1 HIGH-PERFORMANCE-LINE



C 12

5-axis

milling: max. 100 kg

Workpiece dimensions (in mm):

Ø 320 x 265

Traverse X-Y-Z: 350 - 440 - 330 mm
Speed: 15000 / 16000 / 20000 /
 25000 / 30000 / 42000 rpm

Rapid linear traverse X-Y-Z
 (dynamic): 30 (50) m/min

Control unit: TNC7

Swivelling rotary table:
 Table with torque: Ø 320 mm
 Swivelling range: +/- 115°
 A axis speed: 25 (55) rpm (dynamic)
 C axis speed: 40 (80) rpm (dynamic)
 Max. table load: 100 kg



C 22

5-axis

3-axis

milling: max. 300 kg | milling: max. 750 kg

Workpiece dimensions (in mm):

Ø 450 x 370 | 450 x 600 x 330

Traverse X-Y-Z: 450 - 600 - 330 mm
Speed: 15000 / 16000 / 20000 /
 25000 / 30000 / 42000 rpm

Rapid linear traverse X-Y-Z
 (dynamic): 30 (50) m/min

Control unit: TNC7 / SINUMERIK ONE

Rigid clamping table: 600 x 630 mm

Max. table load: 750 kg

Swivelling rotary tables:
 Table with worm: Ø 320 mm / Ø 450 x 360 mm
 Swivelling range: +/- 135°
 A axis speed: 25 rpm
 C axis speed: 40 rpm
 Max. table load: 300 kg

Table with torque: Ø 320 mm
 Swivelling range: +/- 135°
 A axis speed: 25/55* rpm
 C axis speed: 80 rpm
 Max. table load: 150 kg

*with tandem drive



C 32

5-axis

3-axis

milling: max. 1000 kg milling: max. 1500 kg

Workpiece dimensions (in mm):

Ø 650 x 420

650 x 650 x 500

Traverse X-Y-Z: 650 - 650 - 500 mm
Speed: 15000 / 16000 / 20000 / 25000 / 42000 rpm

Rapid linear traverse X-Y-Z
 (dynamic): 45 [60] - 45 [60] - 40 [60] m/min

Control unit: TNC7 / SINUMERIK ONE

Rigid clamping table: 900 x 665 mm

Max. table load: 1500 kg

Swivelling rotary tables:

Table with worm: Ø 320 mm / Ø 450 x 360 mm

Swivelling range: +/- 130°

A axis speed: 25 rpm

C axis speed: 40 rpm

Max. table load: 300 kg

Table with torque: Ø 650 x 540 mm

Swivelling range: +/- 130°

A axis speed: 25 rpm

C axis speed: 30 rpm

Max. table load: 600 kg

Table with torque: Ø 320 mm Ø 650 x 540 mm

Swivelling range: +/- 130° +/- 130°

A axis speed: 25/55* rpm 25 rpm

C axis speed: 80 rpm 65 rpm

Max. table load: 200 kg 600/1000* kg

*with tandem drive



C 42 / C 42 MT

5-axis

3-axis

milling: max. 1400 kg milling: max. 2000 kg
 MT turning: max. 700 kg
 MT milling: max. 1400 kg

Workpiece dimensions (in mm):

Ø 800 x 560

800 x 800 x 550

Traverse X-Y-Z: 800 - 800 - 550 mm
Speed: 15000 / 16000 / 20000 / 25000 / 42000 rpm

Rapid linear traverse X-Y-Z
 (dynamic): 45 [60] - 45 [60] - 40 [60] m/min

Control unit: TNC7 / SINUMERIK ONE

Rigid clamping table: 1050 x 805 mm

Max. table load: 2000 kg

Swivelling rotary tables:

Table with worm: Ø 440 mm Ø 800 x 630 mm

Swivelling range: +/- 130° +/- 130°

A axis speed: 25 rpm 15 rpm

C axis speed: 30 rpm 25 rpm

Max. table load: 450 kg 850 kg

Table with torque: Ø 440 mm Ø 800 x 630 mm

Swivelling range: +/- 130° +/- 130°

A axis speed: 55 rpm 25 rpm

C axis speed: 65 rpm 65 rpm

Max. table load: 450 kg 1400 kg

C 42 MT dynamic

Swivelling rotary table:

Table with torque: Ø 750 mm


Swivelling range: +/- 130°

A axis speed: 25 rpm

C axis speed: 800 rpm

Table load: Max. turning: 700 kg

Max. milling: 1400 kg



C 52 / C 52 MT

5-axis

milling: max. 2000 kg
 MT turning: max. 1000 kg
 MT milling: max. 2000 kg

Workpiece dimensions (in mm):

Ø 1100 x 810

Ø 1000 x 810

Traverse X-Y-Z: 1000 - 1100 - 750 mm

Speed: 9000 / 14000 / 18000 rpm

Rapid linear traverse X-Y-Z: 60 - 60 - 55 m/min

Control unit: TNC7 / SINUMERIK ONE

Swivelling rotary tables:

Table with torque: Ø 700 / Ø 1150 x 900 mm

Swivelling range: +100° / -130°

A axis speed: 20 rpm

C axis speed: 30 rpm

Max. table load: 2000 kg

C 52 MT dynamic

Swivelling rotary table:

Table with torque: Ø 1000 mm

Swivelling range: +100° / -130°

A axis speed: 20 rpm

C axis speed: 500 rpm

Max. table load: Max. turning: 1000 kg
 Max. milling: 2000 kg



C 62 / C 62 MT

5-axis

milling: max. 2500 kg
 MT turning: max. 1500 kg
 MT milling: max. 2500 kg

Workpiece dimensions (in mm):

Ø 1300 x 900

Ø 1200 x 900

Traverse X-Y-Z: 1200 - 1300 - 900 mm

Speed: 9000 / 14000 / 18000 rpm

Rapid linear traverse X-Y-Z: 50 m/min

Control unit: TNC7 / SINUMERIK ONE

Swivelling rotary tables:

Table with torque: Ø 900 / Ø 1350 x 1100 mm

Swivelling range: +/- 130°

A axis speed: 15 rpm

C axis speed: 30 rpm

Max. table load: 2500 kg

C 62 MT dynamic

Swivelling rotary table:

Table with torque: Ø 1200 mm

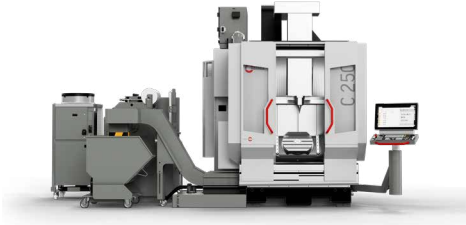
Swivelling range: +/- 130°

A axis speed: 15 rpm

C axis speed: 400 rpm

Max. table load: Max. turning: 1500 kg
 Max. milling: 2500 kg

01.2 PERFORMANCE-LINE



C 250

5-axis

3-axis

milling: max. 300 kg milling: max. 1100 kg



C 400

5-axis

3-axis

milling: max. 600 kg milling: max. 2000 kg

Workpiece dimensions (in mm):

Ø 450 x 355

600 x 550 x 450

Traverse X-Y-Z: 600 - 550 - 450 mm
Speed: 15000 / 16000 / 20000 1/min
Rapid linear traverse X-Y-Z: 35 m/min
Control unit: TNC7
Rigid clamping table: 800 x 616 mm
 Max. table load: 1100 kg

Swivelling rotary table:
 Table with worm: Ø 320 mm Ø 450 x 360 mm
 Swivelling range: +/- 115° +/- 115°
 A axis speed: 25 1/min 25 1/min
 C axis speed: 40 1/min 40 1/min
 Max. table load: 300 kg 300 kg


Workpiece dimensions (in mm):

Ø 650 x 500

850 x 700 x 500

Traverse X-Y-Z: 850 - 700 - 500 mm
Speed: 15000 / 16000 / 20000 1/min
Rapid linear traverse X-Y-Z: 35 m/min
Control unit: TNC7
Rigid clamping table: 1070 x 700 mm
 Max. table load: 2000 kg

Swivelling rotary table:
 Table with worm: Ø 440 mm Ø 650 x 540 mm
 Swivelling range: +91° / - 139° +91° / - 139°
 A axis speed: 25 1/min 25 1/min
 C axis speed: 30 1/min 30 1/min
 Max. table load: 450 kg 600 kg



C 650

5-axis

3-axis

milling: max. 1500 kg milling: max.3000 kg

Workpiece dimensions (in mm):

Ø 900 x 600

1050 x 900 x 600

Traverse X-Y-Z: 1050-900-600 mm

Speed: 15000 / 16000 / 20000 1/min

Rapid linear traverse X-Y-Z: 35 m/min

Control unit: TNC7

Rigid clamping table: 1250 x 982 mm

Max. table load: 3000 kg

Swivelling rotary table:

Table with worm: Ø 900 x 750 mm

Swivelling range: + / - 115°

A axis speed: 25 1/min

C axis speed: 25 1/min

Max. table load: 1500 kg



02

Industry sectors

HERMLE is at home in all sectors. For us, ensuring the highest precision and reliable machining is always paramount. Our machines are made for daily operation, whether as linked linear production cells or as standalone machines.

Automotive industry



Energy Technology



Aerospace technology




Machine construction



Medical engineering



Motor sports and racing



Optical Industry




Tool and mould construction



Tool Technology



Subcontractor industry



03 Automation

Everybody talks about automation, but it's much more than just a trendy word. We ourselves have changed from being a machine manufacturer to a process provider because we believe that the decisive criterion for automated efficiency is integration of the entire environment and periphery. In keeping with this philosophy, we are continuing what began with economical pallet changing and intelligent handling systems with highly advanced robot solutions. We have long been capable of converting machines into flexible manufacturing cells for over 25 years.



HS flex handling system



RS 05 robot system gripper



Pallet storage from the pallet changer PW 150




Pallet changer PW 850 with storage




RS 2 robot system


Pallet changer PW 100



Pallet changer PW 150



Pallet changer PW 850




Pallet changer PW 2000



Pallet changer PW 3000



Handling system HS flex



Handling system HS flex heavy




RS 05-2 robot system




RS 1 robot system




RS 2 robot system



RS 3 robot system



RS Linear robot system



04 The company



HERMLE is all about milling and achieving outstanding results. And we are committed to ensuring just this with our architecture, our structure, our work, our approach, our development, our construction, our assembly and our service. Everything we achieve, change or optimize makes our results better, more precise, available more rapidly – nothing more and nothing less.

„milling at its best“ – as the slogan of HERMLE AG – sums this up aptly. It stands for a high-performance, highly innovative machining centres that have risen to a leading position nationally and internationally. It stands for a sprawling and closely meshed sales and service network and the presence worldwide of more than 30,000 successfully installed machines. Ultimately, it stands for the success of our customers who achieve the best results in terms of precision and efficiency using our products.

But what makes „milling at its best“ possible? A constant supply of new ideas and the proverbial HERMLE precision in manufacturing, process consulting and sound project management. With our approx. 1.600 highly motivated employees, who are responsible for all this, we create the foundation. And we do this in a place which has traditionally been the home of precision mechanics and machine tools. All in all, these are the best possible prerequisites. They are the reasons why we enjoy a leading position today as a partner to numerous key industries. From large complex components to the smallest components in the high-tech area. From medical to automotive, we lead the way!

05 Services

The perfection we insist on for the development and production of our machines is also mirrored by our service department. Our service team provides more than just spare parts and rapid response support within hours. At HERMLE, we see ourselves as a comprehensive service provider which provides customers with numerous benefits.

Alongside standard services, these include:

- Our superior, cost-effective, practical and flexible training programmes carried out by sales representatives directly at the customers' premises.
- Our continual pursuit of optimisation and perfection. Our motto - those who stop improving today will not make the grade tomorrow.
- Intensive expert consultation on milling in general, programming and handling of our products.
- Our application technicians who are experts in machining processes and who are quick to assist and advise our customers.



06 Worldwide

You can find our sales and service network in over 50 countries on 6 continents with competent on-site service available. That is one of our success factors for long-term and cooperative customer relationships.

Our motto: Direct sales and local service – nothing else will do! HERMLE works for its international customers to provide direct, on-site consultation, sales, training and expert service.



Maschinenfabrik
Berthold HERMLE AG
Industriestraße 8-12
D-78559 Gosheim
Phone +49 (0)7426 95-0
info@hermle.de | www.hermle.de



The machining examples used in this leaflet are published with the explicit and kind permission of our customers. The information in this brochure only contains general descriptions and/or performance features that, in a concrete application, may not always apply in the form described or represented here or may have changed due to further development of the products. The performance features desired shall only be binding if they have been expressly agreed upon in writing at the time of the contract. The machines illustrated may include some options, accessories and control unit alternatives.